



Saddlebags Mounting Brackets for BMW R18



SADDLE BAGS - KOFFER

READY FOR / BEREIT FÜR

BMW R18



Package contains / Paket enthält

RAW-Unpainted matt grey U18 Saddle bags Glossy - Shine Black SET G18 Saddle bags with soft Leather on surface SET L 18
RAW-Unlackiert matt grau Satteltaschen Glossy - Shine Black SET Satteltaschen mit weichem Leder auf der Oberfläche SET

- 1 x manual / Einbauanleitung
- 2 x bags / Koffer
- 2 x INOX hinges / Scharniere
- 4 x INOX holder set / Träger satz
- 4 x INOX pin / Pin
- 2 x INOX keylock / Schloss mit Schlüssel
- 2 x LED Festoon lamp 12 volt / LED Soffittenlampe 12 Volt
- 2 x Red Lamps / Rote Lampen
- 2 x Logo-Sticker / Logo-Aufkleber
- 2 x electric kable with konnector / Strom Kabel für Lampen mit Konnektor
- 2 x strip lines / Klebstofflinien
- 1 x pencil-gift / Bleistift-Geschenk

Please all screw rubbed with Loctite threadlockers
Bitte alle schraube rieb mit Loctite Schraubensicherungen



Check -date _____ / _____



www.oldtimers.si


The SET of Saddlebags Universal Mounting Brackets for BMW R18




We offer an easy solution for mounting saddlebags on a BMW R18 using our mounting brackets.
A - The Main Bracket
B - The Removable Bracket

Installation:

2. Unscrew **2 x TORX screw** on the rear fender
keep the **2 x Plastic Washers** for mounting brackets




3. A - installation of the main bracket



Put the Saddlebags with **inox pins** on the main bracket

when it fits nicely, tighten the **M6 screw with a plastic head**



Once you have successfully installed the bags, please send us a picture and we will feature it on our BMW Fan gallery!

best regards, Oldtimers TEAM

